

# LT52R-LT52G Point & Crossline Laser User Guide



www.spectraprecision.com

## Introduction

Thank you for choosing the Spectra Precision LT52R or LT52G from the family of Laser Tools. This easy-to-use laser tool with crossline and 5 laser points will allow you to accurately align horizontal and vertical projects. Before using the LT52, read this operator's manual carefully. Included is information about operation, safety and maintenance. Ensure that the operating instructions are with the laser tool when it is given to other persons.

Your comments and suggestions are welcome; please contact us at:

Spectra Precision (USA) LLC  
3265 Logistics Lane, Suite 200  
Dayton, Ohio 45377 USA  
Phone: +1 (888) 527-3771  
Website: www.spectraprecision.com

Spectra Precision (Kaiserslautern) GmbH  
Am Sportplatz 5  
67661 Kaiserslautern  
GERMANY  
Tel +49-(0)6301-71 14 14

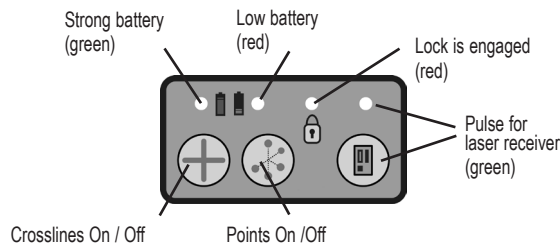
## Included

Included with the LT52: Unit, multi-functional accessory, laser glasses, target, charger, user guide, case.



- 2 -

## General Operation Power ON/OFF



## Visibility

The visibility of the laser lines on the floor will improve significantly if the LT52 is raised above the floor 150 - 500 mm (6 - 18 inches)

- 3 -

## Compensator Lock



**Note** - The LT52 must be unlocked to enable the pulse receiver mode

**Laser Receiver** - If your product includes HR1220 laser receiver, the operating instructions are included separately.

**Note** - The LT52 should be locked during transport

## Optional Accessories




Ceiling Mount  
PN 1215-1650



HR1220 Receiver with C20 Clamp

- 4 -

## Applications



- 5 -

## Specifications

Accuracy	3mm @ 15m (1/8" @ 50 ft)	
Visual distance	LT52R	LT52G
- Points	60m (200 ft)	70m (230 ft)
- Lines	30m (100 ft)	35m (115 ft)
- with HR1220	80m (260 ft)	80m (260 ft)
Laser class	Class 2	
Power Supply	Lithium-Ion	
- batteries	25 - 40 hours	
- battery life - dots	8 - 17 hours	
- battery life - lines		
Out of Level Indication	Beam flashes constantly	
Locked indication	Beam flashes 3x each 10 seconds	
Laser Detection (Pulse)	Yes, HR1220	
Self leveling range	3°	
Environmental - IP	IP54	
- Operating Temperature	-10° to 45° (-14 °F to 113 °F)	
- Storage temp	-20° to 60° (-4 °F to 140 °F)	
Drop Specification	1m (3 ft)	
Size (L x W x H)	145 x 78 x 138 mm (5.7 x 3.0 x 5.9 in)	
Weight	0.68 kg (1.5 lb)	

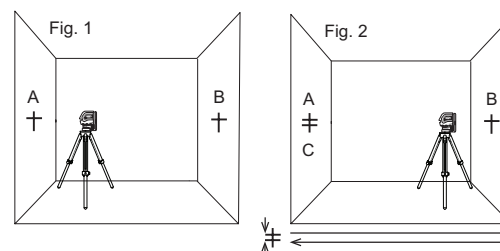
- 6 -

## Calibration Check

It is recommended to occasionally check the calibration of the LT52.

Horizontal calibration check

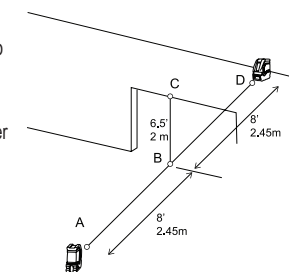
- Find a room with a minimum 5m (16') width
- Turn on both horizontal and vertical lines
- Place LT52 near one of the walls (fig.1.)
- Mark horizontal line on near wall A
- Rotate the LT52 and mark horizontal wall B.
- Move tripod to location near the other wall (fig 2)
- Align LT52 so that horizontal line is aligned directly on point B
- Rotate the LT52 and mark the horizontal line above/below on Point A. Call this C.
- The difference between A and C is the accuracy of 2x the distance between the walls
- Example. Distance between the walls is 5 m (16') and distance between A and C is 3 mm (1/8"), then accuracy is 3 mm at 10 m (1/8" at 32 ft).



- 7 -

## Vertical Calibration Check

- Find a door jamb about 2m / 6.5' high.
- Mark point A at 2.45m / 8' from door jamb
- Turn on LT52 vertical line and place it at point A toward the door jamb.
- Use the vertical line to mark point B under the door jamb, mark point C at the top of the door jamb and point D at 2.45m / 8' beyond the door jamb.
- Move the LT52 to point D and align the vertical line with points A, B and D.
- Mark the point where the vertical line is on top of the door jamb near point C.
- If the line is within 1mm / 1/32", the vertical line is in tolerance.



- 8 -

## General Care, Storage and Safety

### General safety rules

- Check the condition of the tool before use.
- The user must check the accuracy of the tool after it has been dropped or subjected to other mechanical stresses.
- Although the tool is designed for the tough conditions of jobsite use, as with other measuring instruments it should be treated with care.

### Cleaning and drying

- Blow dust off the windows.
- Use only a clean, soft cloth for cleaning. If necessary, moisten the cloth slightly with pure alcohol or a little water.

NOTE Do not use any other liquids as these may damage the plastic components.

### Battery disposal

Some areas have regulations regarding the disposal of batteries. Be sure to dispose of discharged batteries properly.

## Storage

The temperature limits for storage of your equipment must be observed, especially in winter / summer.

Remove the tool from its case if it has become wet. The tool, its carrying case and accessories should be cleaned and dried (at maximum 40°C). Repack the equipment only once it is completely dry. Check the accuracy of the equipment before it is used after a long period of storage or transportation.

## Transport

**Note** - The LT52 should be locked during transport. Use the original packaging or packaging of equivalent quality for transporting or shipping your equipment.

## CAUTION

Always remove the batteries before shipping the tool.

## Laser Safety

Use of this product by people other than those trained on this product may result in exposure to hazardous laser light.

- Do not remove warning labels from the unit.
- The LT52R/G is a Class 2M (520-640 nm) laser product .
- Never look into the laser beam or direct it to the eyes of other people.
- Always operate the unit in a way that prevents the beam from getting into people's eyes.



- 10 -

## Warranty

Spectra Precision LLC warrants the LT52R and LT52G to be free of defects in material and workmanship for a period of 3 years. Spectra Precision LLC or its authorized Dealer or Service Center will repair or replace, at its option, any defective part, or the entire product, for which notice has been given during the warranty period. Li-ion battery warranty is 2 years. This warranty period is in effect from the date the system is delivered by Spectra Precision LLC or its authorized Dealer to the purchaser, or is put into service by a Dealer as a demonstrator or rental component. Any evidence of negligent or abnormal use, or any attempt to repair equipment by other than factory-authorized personnel or Spectra Precision LLC certified or recommended parts, automatically voids the warranty. The foregoing states the entire liability of Spectra Precision LLC regarding the purchase and use of its equipment. Spectra Precision LLC will not be held responsible for any consequential loss or damage of any kind. This warranty is in lieu of all other warranties, except as set forth above, including an implied warranty. Merchantability of fitness for a particular purpose is hereby disclaimed. Customers should send products to the nearest authorized Factory, Dealer or Service Center for warranty repairs, freight prepaid. In countries with Spectra Precision LLC Service Subsidiary Centers, the repaired products will be returned to the customer, freight prepaid.

- 11 -

## Service Request

To locate your local dealer or authorized Spectra Precision Service Center outside the U.S.A. for service, accessories, or spare parts, please visit our website: www.spectraprecision.com

## Declarations

We declare, on our sole responsibility, that this product complies with the following directives and standards:  
EN 50081-1, EN 61000-6-2, 2004/108/EC.  
Type: LT52R, LT52G

## Protecting the Environment

The unit, accessories and packaging ought to be recycled.

All plastic parts are marked for recycling according to material type.



Do not throw used batteries into the garbage, water or fire. Remove them in compliance with environmental requirements.

- 9 -